

Name: \_\_\_\_\_ Class &amp; Sec: \_\_\_\_\_ Roll No. \_\_\_\_\_ Date: 21.04.2020

Good Morning Students!

Today I am going to start Chapter 2 i.e. WHOLE NUMBERS

Go through these definitions and note down

(Note down everything).

Natural Numbers: Counting numbers are natural numbers.

1, 2, 3, 4, 5, 6, - - - - -

Whole Numbers: Counting numbers including zero are whole numbers.

0, 1, 2, 3, 4, 5, 6, - - - - -

or  
The natural numbers along with zero form the collection of whole numbers.


Predecessor and Successor: When we add 1 to that number we get the next number i.e. successor.

When we subtract 1 from the given number, we get predecessor.

The Number Line: Draw a line. Mark a point on it, label it 0. Mark a second point to the right of 0. Label it 1.

The distance between these points labelled as 0 and 1 is called unit distance. Draw a number line for whole numbers.


Addition on the number line: let us see the addition of 3 and 4



Subtraction on the number line:

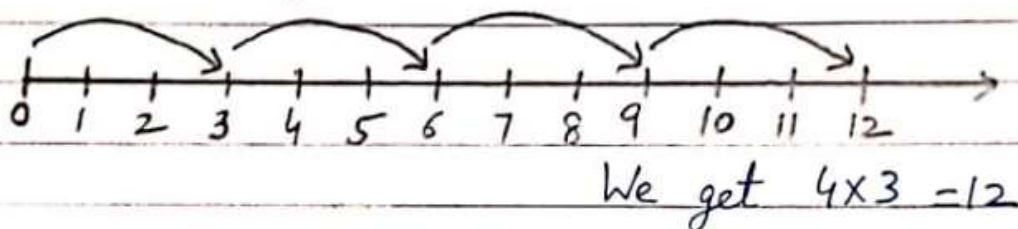
Date: / /

Let us find  $7-5$



Multiplication on the number line: We now see the multiplication of whole numbers on the number line.

Let us find  $4 \times 3$



Ex - 2.1

Q1 Write the next three natural numbers after 10999.

Ans. 11000, 11001, 11002

Q2 Write the three whole numbers occurring just before 10001

Ans. 10000, 9999, 9998

Q3 Which is the smallest whole number?

Ans. Smallest whole number is 0

Q4 How many whole numbers are there between 32 and 53?

Ans. 20 whole numbers.

Good Afternoon Students! Today's class is over. I hope you understood the difference between Natural numbers and whole numbers. Learn Definitions.

Next I will meet you on Friday.

Stay Safe and eat healthy.